

# CONFY CARE



HYGEIA



VITEK



TESALIA



CLAUSS



PRODUCT  
LIST

# COINFYCARE

ES

## SALUD POR ENCIMA DE TODO

En Coinfyicare nos dedicamos a la fabricación de camillas para fisioterapia, rehabilitación y quiropráctica desde el año 2000. La experiencia que nuestro equipo ha acumulado durante todos estos años nos ha permitido desarrollar productos de alta gama con unos componentes muy fiables. Ponemos en valor la salud por encima de todo, nuestras camillas han sido concebidas para ofrecer la máxima comodidad para el paciente, pero también para el profesional. Son camillas funcionales, totalmente adaptables y muy robustas, aptas para realizar diferentes tipologías de masajes y tratamientos. Versatilidad por encima de todo.

FR

## LA SANTÉ AVANT TOUT

Ici à Coinfyicare, nous fabriquons des tables pour la kinésithérapie, la réhabilitation et la chiropratique depuis 2000. L'expérience que notre équipe a accumulée au fil des ans nous a permis de développer des produits haut de gamme avec des composants très fiables. Nous favorisons la santé avant tout, nos tables ont été conçues pour offrir un maximum de confort au patient, mais aussi au professionnel. Il s'agit de tables fonctionnelles, complètement adaptables et très robustes, capables pour réaliser différents types de massages et de traitements. La polyvalence avant tout.

IT

## LA SALUTE PRIMA DI TUTTO

A Coinfyicare ci dedichiamo alla produzione di lettini per fisioterapia, riabilitazione e chiropratica dal 2000. L'esperienza accumulata dal nostro team in tutti questi anni ci ha permesso di sviluppare prodotti di alta gamma con componenti molto affidabili. Diamo la massima priorità al valore della salute, i nostri lettini sono stati progettati per offrire il massimo comfort al paziente, ma anche al professionista. Sono lettini funzionali, completamente adattabili e molto robusti, adatti a diversi tipi di massaggi e trattamenti. La versatilità prima di tutto.

DE

## GESUNDHEIT ÜBER ALLES

Bei Coinfyicare herstellen wir seit dem Jahr 2000 Liegen für Physiotherapie, Rehabilitation und Chiropraktik. Die Erfahrung, die unser Team im Laufe der Jahre gesammelt hat, hat es uns ermöglicht, hochwertige Produkte mit sehr zuverlässigen Komponenten zu entwickeln. Wir stellen Gesundheit über alles. Unsere Tragen sind so konzipiert, dass sie maximalen Komfort für beide, Patienten und Fachleute, bieten. Sie sind funktionelle, völlig anpassungsfähig und sehr robuste Liegen, geeignet für verschiedene Arten von Massagen und Behandlungen. Vielseitigkeit über alles.

EN

## HEALTH ABOVE ALL

Here at Coinfyicare we have focused on making beds for physiotherapy, rehabilitation and chiropractics since the year 2000. The experience gathered by our team during all those years has allowed us to develop high-end products with very reliable components. We put health above all else, our beds have been designed to offer maximum comfort not only to the patients, but to the professionals as well. They are functional beds, totally adaptable and very sturdy, able for performing all sorts of massages and treatments. Versatility above all.



# HYGIEIA



LOMI  
ELECTRIC  
TREATMENT TABLE



LINT  
MEDICINE TROLLEY





# LOMI

REF. EL05

Electric treatment table

Related product: LOMI PLUS

3 section table  
 Product size: 195x66x51-95 cm  
 Weight: 77 kg  
 Max. Load: 250 kg  
 Motors: 2  
 Foam thickness: 5 cm  
 Density: 36 kg/m<sup>3</sup>



Peripheral switch (up & down)  
 Foot controller (Trendelenburg)  
 4 retractable wheels  
 Paper roll holder



Trendelenburg



Kyphosis



Adjustable armrests



# LOMI PLUS

REF. EL05AR


Electric treatment table

Related product: LOMI

3 section table  
 Product size with armrest: 195x90x51-95 cm  
 Product size without armrest: 195x66x51-95 cm  
 Weight: 77 kg  
 Max. Load: 250 kg  
 Motors: 2  
 Foam thickness: 5 cm  
 Density: 36 kg/m<sup>3</sup>



Peripheral switch (up & down)  
 Foot controller (Trendelenburg)  
 4 retractable wheels  
 Paper roll holder  
 Foldable lateral armrests



## POINT

REF. EL032

Electric treatment table

3 section table  
 Product size: 195x66x48-94 cm  
 Weight: 69 kg  
 Max. Load: 250 kg  
 Motors: 1  
 Foam thickness: 5 cm  
 Density: 36 kg/m<sup>3</sup>

↙  
 Periferal switch (up & down)  
 4 retractable wheels  
 Paper roll holder



Chair



Upholstery: PVC Dark Grey / Navy Blue



Optional colors



Adjustable armrests

## DYNA

REF. EL03E

Electric treatment table

3 section table  
 Product size: 195x66x48-92 cm  
 Weight: 64 kg  
 Max. Load: 250 kg  
 Motors: 1  
 Foam thickness: 5 cm  
 Density: 36 kg/m<sup>3</sup>

↙  
 Periferal switch (up & down)  
 4 retractable wheels  
 Paper roll holder



Upholstery: PVC Dark Grey / Navy Blue







WATSU  
ELECTRIC  
TREATMENT TABLE



NATU  
HYDRAULIC  
TREATMENT TABLE





## SHIA

REF. EL11AR

Electric treatment table

Product size with armrest:  
195x80x48-93 cm  
Product size without armrest:  
195x55x48-93 cm  
Weight: 65 kg  
Max. Load: 250 kg  
Motors: 1  
Foam thickness: 5 cm  
Density: 36 kg/m<sup>3</sup>



Peripheral switch (up & down)  
4 retractable wheels  
Paper roll holder  
Foldable lateral armrests



Adjustable armrests



Upholstery: PVC Dark Grey

## SWED

REF. EL11

Electric treatment table

Product size: 210x70x46-94 cm  
Weight: 62 kg  
Max. Load: 250 kg  
Motors: 1  
Foam thickness: 5 cm  
Density: 36 kg/m<sup>3</sup>



Peripheral switch (up & down)  
4 retractable wheels  
Paper roll holder



Upholstery: PVC Dark Grey





# THAI

REF. ELO22

Electric treatment table

2 section table  
 Product size: 195x66x48-94 cm  
 Weight: 65 kg  
 Max. Load: 250 kg  
 Motors: 1  
 Foam thickness: 5 cm  
 Density: 36 kg/m<sup>3</sup>

↙  
 Periferal switch (up & down)  
 4 retractable wheels  
 Paper roll holder



# WATSU

REF. ELO2

Electric treatment table


Related product: NATU hydraulic  
 2 section table  
 Product size: 195x66x48-92 cm  
 Weight: 64 kg  
 Max. Load: 250 kg  
 Motors: 1  
 Foam thickness: 5 cm  
 Density: 36 kg/m<sup>3</sup>

↙  
 Periferal switch (up & down)  
 4 retractable wheels  
 Paper roll holder

Upholstery: PVC Dark Grey / Navy Blue



Optional colors



Adjustable backrest



# NATU

REF. ELO2H

Hydraulic treatment table

Related product: WATSU electric  
 2 section table  
 Product size: 195x66x57-87 cm  
 Weight: 58 kg  
 Max. Load: 225 kg  
 Foam thickness: 5 cm  
 Density: 36 kg/m<sup>3</sup>

↙  
 4 retractable wheels  
 Paper roll holder

Upholstery: PVC Dark Grey






# TESALIA



ATSU  
ELECTRIC  
CHIROPRACTIC TABLE



CRAN  
ELECTRIC TILT TABLE





## ATSU

REF. EL07

Electric chiropractic table

4 section table  
 Product size: 210x61,5x62-107 cm  
 Weight: 105 kg  
 Max. Load: 225 kg  
 Motors: 2  
 Foam thickness: 8 cm  
 Density: 36 kg/m<sup>3</sup>



Peripheral switch (up & down)  
 Foot controller (middle section adjust)  
 4 retractable wheels



Trendelenburg



Kyphosis

## LYM PLUS

REF. EL08F

Electric chiropractic drop table

7 section table  
 Product size: 188x62x61-81 cm  
 Weight: 100 kg  
 Max. Load: 225 kg  
 Motors: 1  
 Foam thickness: 8 cm  
 Density: 36 kg/m<sup>3</sup>



Foot controller (up & down)  
 4 drops  
 3 Pedal drive drops  
 2 wheels  
 Paper roll holder for head section



Drops

## CRAN

REF. EL12

Electric tilt table

Product size: 189x64x48-95 cm  
 Weight: 85 kg  
 Max. Load: 175 kg  
 Motors: 2  
 Foam thickness: 5 cm  
 Density: 36 kg/m<sup>3</sup>



Hand controller:  
 - Up & down  
 - 0° to 85° inclination angle  
 4 wheels with brake  
 Allows crane access for patient transfer



## ACU

REF. ELO2W

Bobath treatment table

2 section table  
 Product size: 189x120x48-94 cm  
 Weight: 92 kg  
 Max. Load: 225 kg  
 Motors: 1  
 Foam thickness: 5 cm  
 Density: 36 kg/m<sup>3</sup>



Periferal switch (up & down)  
 4 retractable wheels







FLEX  
ELECTRIC GYNAECOLOGY  
CHAIR



DEROS  
ANAESTHESIA TROLLEY



ANZI  
EMERGENCY TROLLEY



## FLEX

REF. EL3603

Electric gynaecology chair

Product size: 185x60x64-106 cm  
 Weight: 85 kg  
 Max. Load: 225 kg  
 Motors: 2  
 Foam thickness: 5 cm  
 Density: 36 kg/m<sup>3</sup>



2 foot controllers:  
 - Up & down  
 - Trendelenburg  
 1 third removable section (table)  
 Positions: gynaecology chair, delivery chair  
 and examination table  
 4 retractable wheels



Multiple position and accessories



## THERP

REF. EL35B

Electric blood extraction chair

Product size: 178x59x55,4-86,5 cm  
 Weight: 80 kg  
 Max. Load: 225 kg  
 Motors: 1  
 Foam thickness: 5 cm  
 Density: 36 kg/m<sup>3</sup>



Foot controller (up & down)  
 Fully adjustable armrest  
 4 retractable wheels





## ANZI

REF. M1-ATA1

### Emergency trolley

Product size: 67x50x100 (surface height) cm  
 Weight: 52 kg  
 Material: Aluminum alloy & ABS  
 Defibrillator shelf  
 IV holder  
 Oxygen tank holder  
 CPR board  
 5 drawers  
 2 waste bins  
 Needle box  
 304 Stainless steel wire basket  
 Socket base  
 White ABS surface  
 Color: Red



Soft closing sliding rails  
 Lockable wheels  
 Central lock with key  
 Extendable side tray  
 Dividers to organize the drawer



## DEROS

REF. M2-ATA

### Anaesthesia trolley

Product size: 67x50x100 (surface height) cm  
 Weight: 72 kg  
 Material: Aluminum alloy & ABS  
 10 PC transparent dividers  
 5 drawers  
 2 waste bins  
 Needle box  
 304 Stainless steel wire basket  
 White ABS surface  
 Color: Blue



Same highlights as ANZI



## LINT

REF. M2-MTD


### Medicine trolley

Product size: 67x50x90 cm  
 Weight: 42 kg  
 Material: Aluminum alloy & ABS  
 4 drawers  
 2 waste bins  
 Needle box  
 304 Stainless steel wire basket  
 White ABS surface  
 Color: Grey



Same highlights as ANZI





# PRODUCT LIST



# PHYSIOTHERAPY TABLES

## LOMI

REF. EL05



Electric treatment table  
Page 8

Related product: LOMI PLUS

3 section table  
Product size: 195x66x51-95 cm  
Weight: 77 kg  
Max. Load: 250 kg  
Motors: 2  
Foam thickness: 5 cm  
Density: 36 kg/m<sup>3</sup>

Upholstery: PVC ● ●  
Optional colors ○ ● ● ● ● ● ● ●

- ↙ Periferal switch (up & down)
- Foot controller (Trendelenburg)
- 4 retractable wheels
- Paper roll holder

## LOMI PLUS

REF. EL05AR



Electric treatment table  
Page 9

Related product: LOMI

3 section table  
Product size with armrest: 195x90x51-95 cm  
Product size without armrest: 195x66x51-95 cm  
Weight: 77 kg  
Max. Load: 250 kg  
Motors: 2  
Foam thickness: 5 cm  
Density: 36 kg/m<sup>3</sup>

Upholstery: PVC ●  
Optional colors ○ ● ● ● ● ● ● ●

- ↙ Periferal switch (up & down)
- Foot controller (Trendelenburg)
- 4 retractable wheels
- Paper roll holder
- Foldable lateral armrests

## POINT

REF. EL032



Electric treatment table  
Page 10

3 section table  
Product size: 195x66x48-94 cm  
Weight: 69 kg  
Max. Load: 250 kg  
Motors: 1  
Foam thickness: 5 cm  
Density: 36 kg/m<sup>3</sup>

Upholstery: PVC ● ●  
Optional colors ○ ● ● ● ● ● ● ●

- ↙ Periferal switch (up & down)
- 4 retractable wheels
- Paper roll holder

## DYNA

REF. EL03E



Electric treatment table  
Page 11

3 section table  
Product size: 195x66x48-92 cm  
Weight: 64 kg  
Max. Load: 250 kg  
Motors: 1  
Foam thickness: 5 cm  
Density: 36 kg/m<sup>3</sup>

Upholstery: PVC ● ●

- ↙ Periferal switch (up & down)
- 4 retractable wheels
- Paper roll holder

## SHIA

REF. EL11AR



Electric treatment table  
Page 14

Product size with armrest: 195x80x48-93 cm  
Product size without armrest: 195x55x48-93 cm  
Weight: 65 kg  
Max. Load: 250 kg  
Motors: 1  
Foam thickness: 5 cm  
Density: 36 kg/m<sup>3</sup>

Upholstery: PVC ●

- ↙ Periferal switch (up & down)
- 4 retractable wheels
- Paper roll holder
- Foldable lateral armrests

## SWED

REF. EL11



Electric treatment table  
Page 15

Product size: 210x70x46-94 cm  
Weight: 62 kg  
Max. Load: 250 kg  
Motors: 1  
Foam thickness: 5 cm  
Density: 36 kg/m<sup>3</sup>

Upholstery: PVC ●

- ↙ Periferal switch (up & down)
- 4 retractable wheels
- Paper roll holder

## WATSU

REF. EL02



Electric treatment table  
Page 17

Related product: NATU hydraulic  
2 section table  
Product size: 195x66x48-92 cm  
Weight: 64 kg  
Max. Load: 250 kg  
Motors: 1  
Foam thickness: 5 cm  
Density: 36 kg/m<sup>3</sup>

Upholstery: PVC ● ●  
Optional colors ○ ● ● ● ● ● ● ●

- ↙ Periferal switch (up & down)
- 4 retractable wheels
- Paper roll holder

## NATU

REF. EL02H



Hydraulic treatment table  
Page 17

Related product: WATSU electric  
2 section table  
Product size: 195x66x57-87 cm  
Weight: 58 kg  
Max. Load: 225 kg  
Foam thickness: 5 cm  
Density: 36 kg/m<sup>3</sup>

Upholstery: PVC ●

- ↙ 4 retractable wheels
- Paper roll holder

# REHABILITATION TABLES

## THAI

REF. EL022



### Electric treatment table

Page 16

2 section table  
 Product size: 195x66x48-94 cm  
 Weight: 65 kg  
 Max. Load: 250 kg  
 Motors: 1  
 Foam thickness: 5 cm  
 Density: 36 kg/m<sup>3</sup>

Upholstery: PVC ●●  
 Optional colors ○●●●●●



Peripheral switch (up & down)  
 4 retractable wheels  
 Paper roll holder

## ATSU

REF. EL07



### Electric chiropractic table

Page 20

4 section table  
 Product size: 210x61,5x62-107 cm  
 Weight: 105 kg  
 Max. Load: 225 kg  
 Motors: 2  
 Foam thickness: 8 cm  
 Density: 36 kg/m<sup>3</sup>

Upholstery: PVC ●



Peripheral switch (up & down)  
 Foot controller (middle section adjust)  
 4 retractable wheels

## LYM PLUS

REF. EL08F



### Electric chiropractic drop table

Page 21

7 section table  
 Product size: 188x62x61-81 cm  
 Weight: 100 kg  
 Max. Load: 225 kg  
 Motors: 1  
 Foam thickness: 8 cm  
 Density: 36 kg/m<sup>3</sup>

Upholstery: PVC ●



Foot controller (up & down)  
 4 drops  
 3 Pedal drive drops  
 2 wheels  
 Paper roll holder for head section

## CRAN

REF. EL12



### Electric tilt table

Page 22

Product size: 189x64x48-95 cm  
 Weight: 85 kg  
 Max. Load: 175 kg  
 Motors: 2  
 Foam thickness: 5 cm  
 Density: 36 kg/m<sup>3</sup>

Upholstery: PVC ●



Hand controller:  
 - Up & down  
 - 0° to 85° inclination angle  
 4 wheels with brake  
 Allows crane access for patient transfer

## ACU

REF. EL02W



### Bobath treatment table

Page 23

2 section table  
 Product size: 189x120x48-94 cm  
 Weight: 92 kg  
 Max. Load: 225 kg  
 Motors: 1  
 Foam thickness: 5 cm  
 Density: 36 kg/m<sup>3</sup>

Upholstery: PVC ●



Peripheral switch (up & down)  
 4 retractable wheels



# TREATMENT TABLES & MASSAGE CHAIRS

## KINNE

REF. FIX-MT2



Massage table

2 section table  
Product size: 196x70x75 cm  
Weight: 28 kg  
Max. Load: 225 kg  
Foam thickness: 5 cm  
Density: 36 kg/m<sup>3</sup>

Upholstery: PVC ●●



Breather hole  
Paper roll holder  
Folding legs

## ROLF

REF. CFMC03A



Portable massage chair

Product size (open):  
56x74x107-112 cm  
Product size (folded):  
53x23x112 cm  
Weight: 10 kg  
Max. Load: 180 kg  
Foam thickness: 5 cm

Upholstery: PVC ●



Carry bag  
Aluminium frame

## REIKU

REF. CFAL05F



Portable massage table

Product size (open):  
185x70x63-84 cm  
Product size (folded):  
93x71x22 cm  
Weight: 17 kg  
Max. Load: 250 kg  
Foam thickness: 6 cm

Upholstery: PVC ●



Carry bag  
Aluminium frame

# MEDICAL TROLLEYS&CHAIRS

## FLEX

REF. EL3603



Electric gynaecology chair

Page 26

Product size: 185x60x64-106 cm  
Weight: 85 kg  
Max. Load: 225 kg  
Motors: 2  
Foam thickness: 5 cm  
Density: 36 kg/m<sup>3</sup>

Upholstery: PVC ●



2 foot controllers:  
– Up & down  
– Trendelenburg  
1 third removable section (table)  
Positions: gynaecology chair, delivery chair and  
examination table  
4 retractable wheels

## THERP

REF. EL35B



Electric blood extraction chair

Page 27

Product size: 178x59x55,4-86,5 cm  
Weight: 80 kg  
Max. Load: 225 kg  
Motors: 1  
Foam thickness: 5 cm  
Density: 36 kg/m<sup>3</sup>

Upholstery: PVC ●



Foot controller (up & down)  
Fully adjustable armrest  
4 retractable wheels

## ANZI

REF. M1-ATA1



Emergency trolley

Page 28

Product size: 67x50x100 (surface height) cm  
Weight: 52 kg  
Material: Aluminum alloy & ABS  
Defibrillator shelf  
IV holder  
Oxygen tank holder  
CPR board  
5 drawers  
2 waste bins  
Needle box  
304 Stainless steel wire basket  
Socket base  
White ABS surface  
Color: Red



Soft closing sliding rails  
Lockable wheels  
Central lock with key  
Extendable side tray  
Dividers to organize the drawer

## DEROS

REF. M2-ATA



Anaesthesia trolley

Page 29

Product size: 67x50x100 (surface height) cm  
Weight: 72 kg  
Material: Aluminum alloy & ABS  
10 PC transparent dividers  
5 drawers  
2 waste bins  
Needle box  
304 Stainless steel wire basket  
White ABS surface  
Color: Blue



Soft closing sliding rails  
Lockable wheels  
Central lock with key  
Extendable side tray  
Dividers to organize the drawer

## LINT

REF. M2-MTD



Medicine trolley

Page 29

Product size: 67x50x90 cm  
 Weight: 42 kg  
 Material: Aluminum alloy & ABS  
 4 drawers  
 2 waste bins  
 Needle box  
 304 Stainless steel wire basket  
 White ABS surface  
 Color: Grey



Soft closing sliding rails  
 Lockable wheels  
 Central lock with key  
 Extendable side tray  
 Dividers to organize the drawer

## STOOLS & STEPS

### TRAG

REF. MA03



Stool

Product size:  
 Seat: Ø 35cm  
 h = 49 cm  
 H = 65 cm  
 Weight: 4,5 kg

Upholstery: PVC ● ●  
 Optional colors ○ ● ● ● ● ● ●

### DENK

REF. MA04



Stool

Product size:  
 Seat: Ø 41 cm  
 h = 51 cm  
 H = 67 cm  
 Weight: 4,5 kg

Upholstery: PVC ● ●

### FOOT

REF. CFS-01



Foot step

Product size: 40,5x32x23 cm



# CUSHIONS

## INDEX

REF. Bolster-2



Cylinder cushion

Product size: Ø18 x 60 cm

Upholstery: PVC ● ●  
Optional colors ○ ● ● ● ● ● ● ● ●

## RING

REF. Bolster-4



Half cylinder cushion

Product size: 18x60x13,5 cm

Upholstery: PVC ● ●  
Optional colors ○ ● ● ● ● ● ● ● ●

## RIST

REF. Bolster-6



Wedge cushion

Product size: 65x53x28 cm

Upholstery: PVC ● ●  
Optional colors ○ ● ● ● ● ● ● ● ●

## PALM

REF. Pad-2



Face cushion


Product size (external): 28x28 cm  
Weight: 0,20 kg

Upholstery: PVC ● ●  
Optional colors ○ ● ● ● ● ● ● ● ●

## UPHOLSTERY




NAVY BLUE




DARK GREY


## OPTIONAL




WHITE




CREAM



BEIGE



SKY BLUE



CEMENT GREY



BLACK

COLOURS

**The photographs, colors and appearance of the products, just like other data, including measures and weights, are indicative and not binding. This information is binding only if it is confirmed.**

Las fotografías, colores y apariencia de los productos, así como otros datos incluyendo medidas y pesos, son orientativos y no vinculantes. Esta información es vinculante únicamente si es confirmada expresamente.

Les photographies, les couleurs et l'apparence des produits, ainsi que d'autres données, y compris les mesures et les poids, sont indicatives et non contraignantes. Ces informations ne sont obligatoires que si elles sont expressément confirmées.

Die Bilder, Farben, das Ansehen den Produkten, sowie andere Daten inkl. Maße und Gewichte sind als Eckdaten zu betrachten, deshalb nicht verbindlich. Diese Information ist nur bindend, wenn sie ausdrücklich bestätigt ist.

Le fotografie, i colori e l'aspetto dei prodotti, così come altri dati, includendo pesi e misure, sono orientativi e non vincolanti. L'informazione è vincolante solo se espressamente confermata.

**DDUUEETT**<sup>®</sup>

IN US WE TRUST

C Font de la Ventaiola, 1-3 · NAU 3 BIS  
08670 Navàs · Barcelona  
T +34 937378102  
[www.ddueett.com](http://www.ddueett.com)